

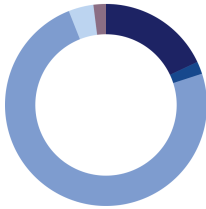


Sustainable Model Portfolio Service

March 2024



Asset allocation



- Fixed interest 18%
- UK equity 2%
- Overseas equity 74%
- Alternatives 4%
- Liquidity strategies 0%
- Cash 2%

Top 10 holdings

AB Sustainable US Thematic Equity	8.50%
Lazard Global Sustainable Equity Fund	7.00%
Janus Henderson Global Sustainable Equity	7.00%
Sparinvest Ethical Global Value	7.00%
Schroder Global Sustainable Value	7.00%
Stewart Investors Worldwide Sustainable	7.00%
Morgan Stanley Global Sustain	7.00%
Stewart Investors Asia Pacific Leaders	5.50%
Ninety One Global Environment	5.00%
Brown Advisory Global Sustainable Total	4.67%

Portfolio information

Launch date	1 November 2018
Minimum cash holding	2%
Annual management charge	0.20%
Ongoing charge figure	0.61%

There will be an additional 0.25%pa charge (no VAT) if LGT Wealth Management are asked to act as custodian and a third party platform is not used.

Portfolio description

This portfolio looks to achieve capital growth in excess of inflation, whilst supporting inclusive economic development by investing in more environmentally and socially sustainable business practices. The portfolio will look to do this by investing in a diversified range of funds, which allocate capital to sustainable themes, such as healthcare and social housing, financial inclusion and education, the circular economy and renewable energy. The portfolio is diversified across a range of asset classes with a medium allocation to funds investing in equities (expected to be no greater than 85%) and other risk assets. Target volatility: 8% - 13%

United Nations Sustainable Development Goals



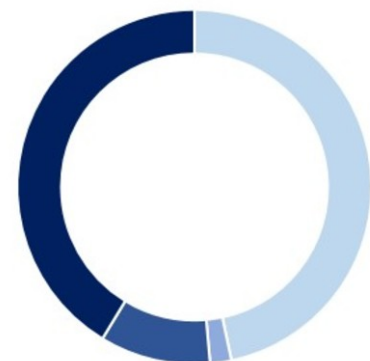
Portfolio pillar mapping

As part of the LGT Wealth Management Sustainable Model Portfolio Service, we have developed four sustainable investment pillars. These pillars encompass investment themes and the related the United Nation's Sustainable Development Goals (UN SDG), which they aim to support. Two of the pillars target social themes and two target environmental themes. This allows the translation of a framework based on a global, wide-reaching social and environmental change into an investable universe of ideas.

Our sustainable investment pillars



In order to better understand the thematic exposure of the portfolios, we have aligned the underlying funds to our sustainable pillars.



Key

■ Healthcare and societal wellbeing	60%
■ Financial inclusion and education	3%
■ Circular economy and resources	9%
■ Climate and Environmental action	29%

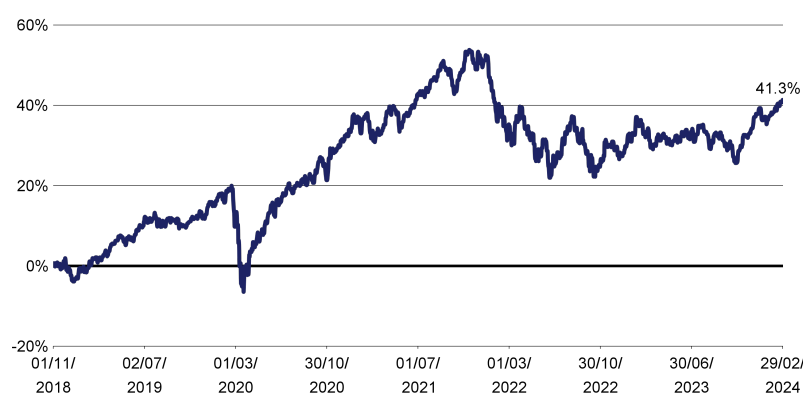
Monthly investment update

February saw a surge in stock markets, with the S&P 500 rising by 5.3% in local currency, driven partly by optimism in artificial intelligence (AI). However, elevated interest rates posed challenges for many sectors.

Confidence in a global soft economic landing continued to rise, propelling Europe's benchmark Stoxx Europe 600 and the Nikkei 225 to hit new record highs in the month. US Consumer Price Index (CPI) surpassed expectations, leading to a rise in 10-year Treasury yields to 4.25%. Expectations for US interest rate cuts in 2024 decreased to three, down from seven previously anticipated. In the UK, the Bank of England awaits fiscal implications from the March budget, with Deputy Governor nominee Clare Lombardelli advocating for sustained higher rates. Meanwhile, Donald Trump gained momentum in the US Republican presidential race, likely setting the stage for a rematch with Joe Biden in November.

Central banks globally remain cautious about rate cuts amid robust economic data, strong market performance and geopolitical tensions, emphasising data dependency and favouring quality companies with sound financials.

Investment growth



Source: Morningstar

As at last month end

1 month	2.48%
3 month	6.44%
6 month	6.46%
1 year	7.08%
3 year	7.26%

Target

Volatility	8 to 13%
Return	6 to 8%
Potential drawdown	-19%

Yield

Assumed yield	1.21%
Dividend	80%
Savings	20%

Where targets are given, these are for indication purposes only; the actual figures achieved could be more or less than the ranges given. Source: Morningstar. Net of underlying fund costs, gross of all other charges. *Source: Figaro. Fixed income considered saving income, all other asset classes (bar cash) considered dividend income.

Important information

LGT Wealth Management's fees for the management of model portfolios should be VAT exempt and it treats such fees accordingly. However, the firm is aware that the VAT liability of model portfolio management services is due to be reviewed by HM Revenue & Customs. If it is determined that such services should be subject to VAT, it will be necessary for LGT Wealth Management to add VAT to its fees.

The performance of actual portfolios linked to this Model Portfolio may differ from the performance of the Model Portfolio shown herein due to certain funds contained in the Model Portfolios not being made available for investment into actual portfolios by some investment platforms, the variation in timing of the initial investment or rebalancing differences resulting from minimum transaction size limits on the investment platform.

The Model Portfolio Service is not a financial instrument. The portfolio will consist of financial instruments, which when considered together as the Model Portfolio Service have a target market consistent with the needs of retail clients. This publication is marketing material. It is for information purposes only. The information presented herein is for illustrative purposes only and does not provide sufficient information on which to make an informed investment decision. This document is not intended and should not be construed as an offer, solicitation or recommendation to buy or sell any specific investments or participate in any investment (or other) strategy. It is recommended that potential investors should seek advice concerning the suitability of any investment from their Financial Adviser. Potential investors should be aware that past performance is not an indication of future performance and the value of investments and the income derived from them may fluctuate and they may not receive back the amount they originally invested. The tax treatment of investments depends on each investor's individual circumstances and is subject to changes in tax legislation. The performance of actual portfolios linked to this Model Portfolio may differ from the performance of the Model Portfolio shown herein due to the variation in timing of the initial investment or rebalancing differences resulting from minimum transaction size limits on the investment platform. The Ongoing Charge Figure is variable and is for example purposes only. The information in this factsheet is for private circulation only and though it is believed to be correct it cannot be guaranteed. No representation or warranty (express or otherwise) is given as to the accuracy or completeness of the information contained in this factsheet and LGT Wealth Management UK LLP ("LGT Wealth Management") and its partners and employees accept no liability for the consequences of your acting upon the information contained herein.

LGT Wealth Management UK LLP is a Limited Liability Partnership registered in England and Wales. Registration number OC329392. LGT Wealth Management is authorised and regulated by the Financial Conduct Authority and is a member of the London Stock Exchange.